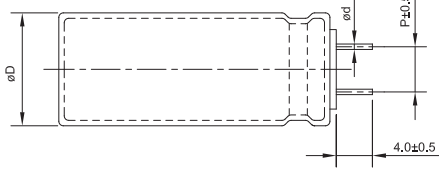
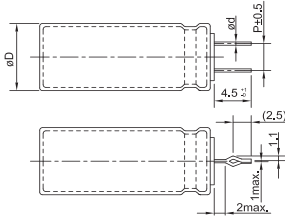
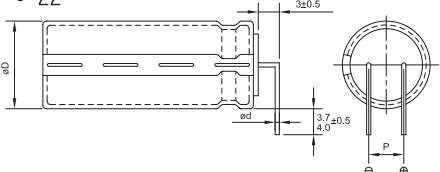
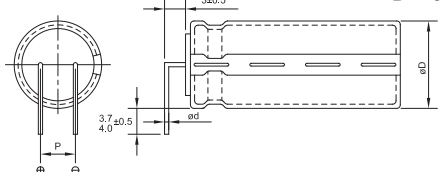
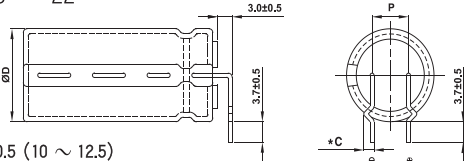
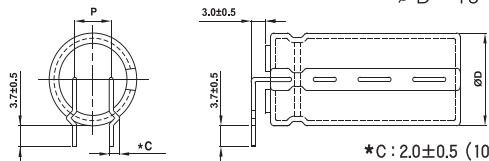
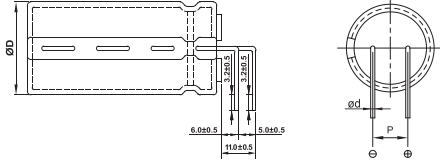
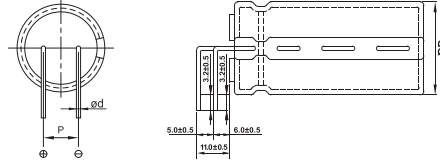


引线加工 / 成型说明

(mm)

<p style="text-align: center;">● 引线外形：CC</p> <p style="text-align: center;">$\varnothing D = 3 \sim 25.4$</p> 	<p style="text-align: center;">● 引线外形：MC</p> <p style="text-align: center;">$\varnothing D = 10 \sim 25.4$</p> 
<p style="text-align: center;">● 引线外形：RB</p> <p style="text-align: center;">$\varnothing D = 5 \sim 22$</p> 	<p style="text-align: center;">● 引线外形：LB</p> <p style="text-align: center;">$\varnothing D = 5 \sim 22$</p> 
<p style="text-align: center;">● 引线外形：RA</p> <p style="text-align: center;">$\varnothing D = 10 \sim 22$</p>  <p>*C: 2.0±0.5 (10 ~ 12.5) 2.2±0.5 (16 ~ 22)</p>	<p style="text-align: center;">● 引线外形：LA</p> <p style="text-align: center;">$\varnothing D = 10 \sim 22$</p>  <p>*C: 2.0±0.5 (10 ~ 12.5) 2.2±0.5 (16 ~ 22)</p>
<p style="text-align: center;">● 引线外形：RD</p> <p style="text-align: center;">$\varnothing D = 10 \sim 12.5$</p> 	<p style="text-align: center;">● 引线外形：LD</p> <p style="text-align: center;">$\varnothing D = 10 \sim 12.5$</p> 

■ 引线间距&推荐的电路板尺寸

(mm)

ø D	尺寸	ø d	P	电路板		引线外形	
				孔径	厚度		
5		0.5	2.0	0.8	1.6	CC RB/LB	
6.3		0.5	2.5	0.8			
8		0.6	3.5	1.0			
10		0.6	5.0	1.0			
12.5		0.6	5.0	1.0	1.6	RD/LD	
16		0.8	7.5	1.2		RB/LB RA/LA	CC MC
18		0.8	7.5	1.2			
20		0.8	7.5	1.2			
22		0.8	10	1.2			
25.4		1.0	10	1.4			
		1.0	12.5	1.4			

※ 注意：其他尺寸根据需求也可以制作。特殊尺寸和范围请与我们联系。